Preliminary design

Solution with

V7E SR Control

- ★ Designed for latest standard EN 12453:2017with reference to EN13849-1.
- ★ Standard Door control solution with inverter – TÜV approved.
- ★ Same LED setup on Door Control parameters as standard door Control V7E SR.
- ★ Connection for electronic encoder or mechanical limits.
- ★ Connection of 3 edge types. (Pneumatic, 8k2 electric or optical edge).
- ★ Symbols on board for easy connecting.
- ★ Photo safety input with automatic test function.
- ★ Motor size 0.75 kW with high overload resistance. 1 or 1.5 kW as option
- ★ 1 AUX Relays free programable with changer over contacts.
- ★ Plug-in screw terminals for easy mounting.
- ★ Option plug-in board for traffic lights (Lamp-PCB) or relay board (Relay module 1).
- ★ Brake resistor option on bottom backside of box.
- ★ Option plug-in for Teleco radio.

Solution with LCCV3

Inverter Control

- ★ Designed for latest standard EN 12453:2017with reference to EN13849-1.
- ★ Easy setup by graphic display with backlight.
- ★ Connection for electronic encoder.
- ★ Connection of 3 edge types. (Pneumatic, 8k2 electric or optical edge).
- ★ Symbols on board for easy connecting.
- ★ 2 Photo safety input with automatic test function.
- ★ Motor size 0.75 kW to 1.5 kW with high overload resistance.
- ★ 2 AUX Relays free programable with changer over contacts.
- ★ Plug-in screw terminals for easy mounting.
- ★ Option plug-in board for traffic lights (Lamp-PCB) or relay board (Relay module 1).
- ★ Brake resistor inside or option on bottom backside of box.
- ★ Option plug-in for Teleco radio.

Future solution

with Cool plate inverter

and Door control build-on



- ★ Designed for latest standard EN 12453:2017with reference to EN13849-1.
- ★ Easy setup by graphic display with backlight.
- ★ Connection for electronic encoder or mechanical limits.
- ★ Mechanical limits connection with prelimit switches.
- ★ 2 x Connection of 3 edge types. (Pneumatic, 8k2 electric or optical edge).
- ★ Build-in safety torque out (STO) in inverter module.
- ★ Symbols on board for easy connecting.
- ★ 2 x Photo safety input with automatic test function.
- ★ Connector for 2 wireless receiver types. TST SFFE or Teleco.
- ★ Motor size 2.2 kW with high overload resistance. (250% 10 sec. and 150% 1 minute)
- ★ 4 AUX Relays free programable with changer over contacts.
- ★ 8 Free programable inputs.
- ★ Plug-in screw terminals for easy mounting.
- ★ Double on board traffic lights outputs for 4 lamps.
- ★ Brake output for 230VAC brake and 24VDC option brake output (3 Amp. max)
- ★ Brake resistor option on bottom backside of box.
- ★ Build-in safety torque out (STO) in inverter module.
- ★ Can-bus.
- ★ USB connector for easy program setup or program update.
- ★ RS485 for optional use.
- ★ 6 terminals for 24VDC power supply to Radar units.
- ★ Modbus and opto-coupler connection to inverter.
- ★ Certified Class B functional safety software.

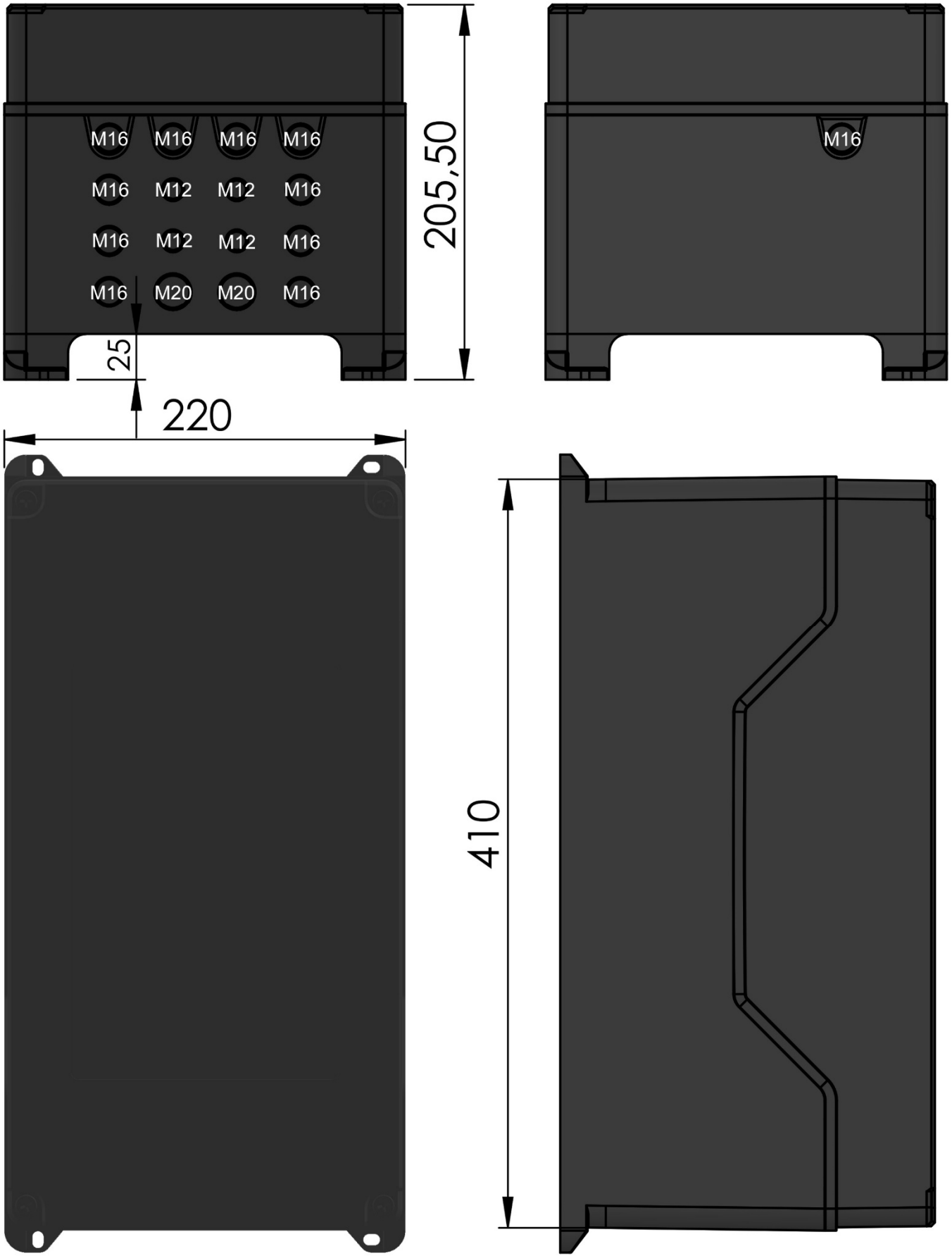
M16 M16 M16 M16
M16 M12 M12 M16
M16 M12 M12 M16
M16 M20 M20 M16
205,50
25
220
M16
410

With small Mains switch

With graphic display

(cool-plate version or with

LCC V3 Inverter controlboard)

With emergency stop P/B

With Display and emergency stop P/B

Shown with lid open